


# Certificate of Emergency Preparedness



Presented to

In recognition of completing this safety book and for  
your future efforts in making your home and family safer, the

City and County of Honolulu

Emergency Medical Services Division

presents you with the

Andy Ambulance Certificate of Emergency Preparedness.

City and County of Honolulu

# EMS

## Emergency Medical Services

## Activity Fun Book

A Public Service By:

Samantha Tanuvasa

With help and support provided by:

Robin McCulloch

Patty Dukes

Jamie Sargent





Draw a picture of yourself with your family here and fill in the blanks below.

My name is: \_\_\_\_\_

The name of my school is: \_\_\_\_\_

My address is: \_\_\_\_\_


My phone number is: \_\_\_\_\_

**I CAN KEEP MY HOME  
AND FAMILY SAFE!**




Guess who your emergency friend is?

Connect the dots and find out.



CUT ALONG DOTTED LINES

(PUT A PIECE OF TAPE ALONG THIS LINE AFTER YOU HAVE HUNG IT ON THE DOOR)



Remember—  
pull over to the  
right to let  
emergency  
vehicles get by!

DON'T STALL...  
CALL 911

EMS

IN CASE OF AN EMERGENCY

My address: \_\_\_\_\_

Home phone number: \_\_\_\_\_

Mom's cell phone \_\_\_\_\_

Mom's work number \_\_\_\_\_

Dad's cell phone \_\_\_\_\_

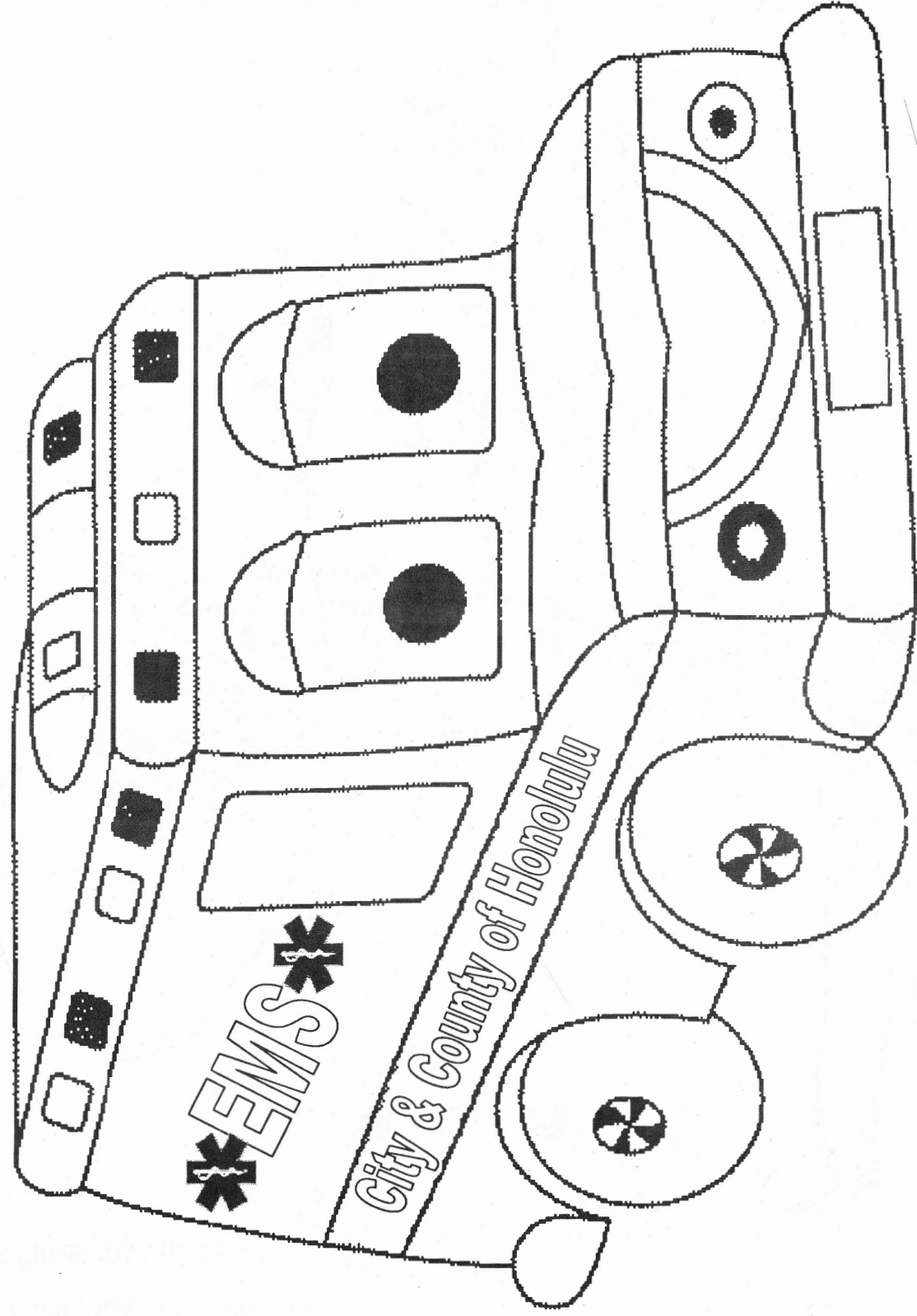
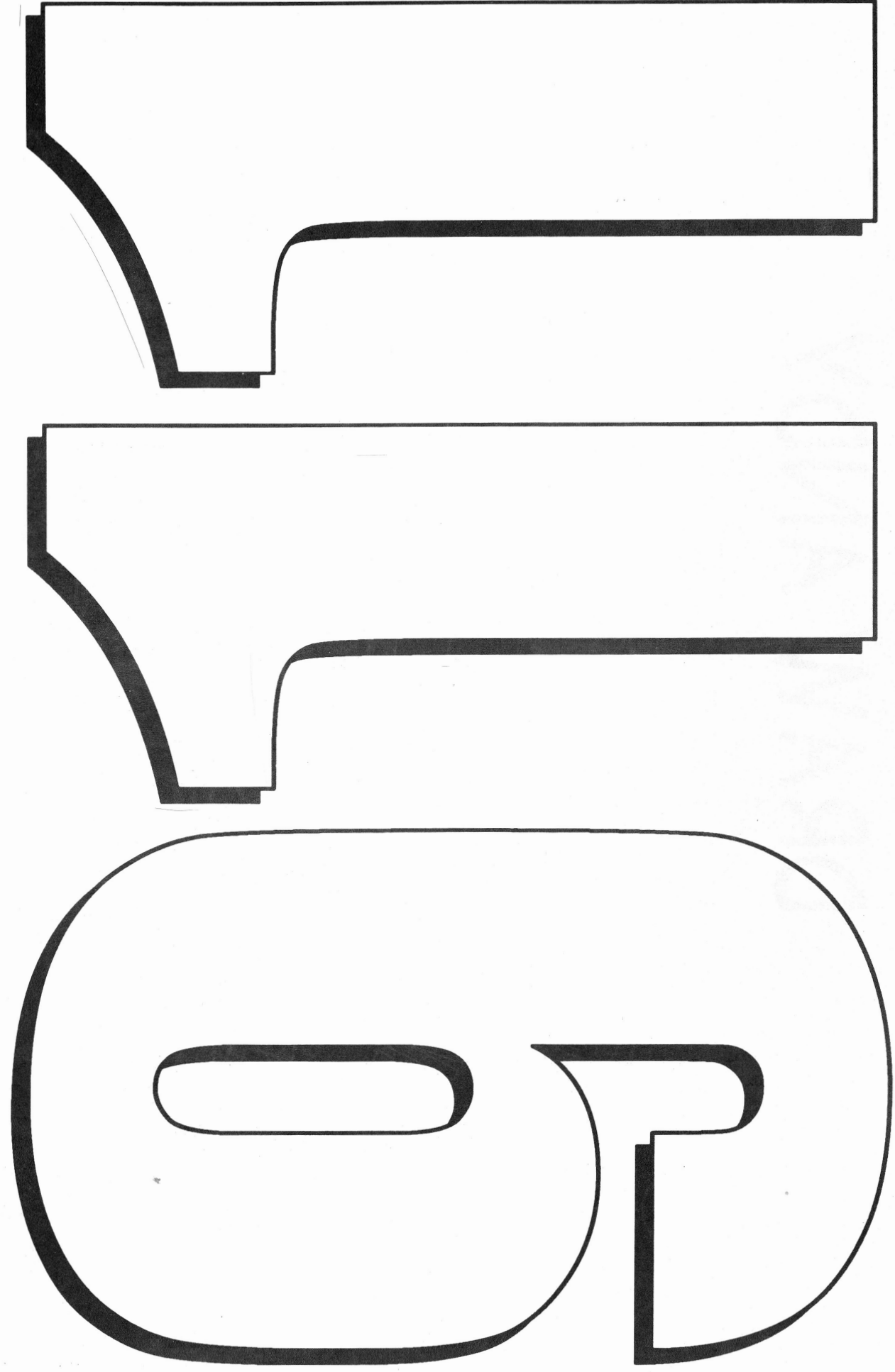
Dad's work number \_\_\_\_\_



DESIGN YOUR OWN DOOR HANGER  
ON THIS SIDE OF THE PAGE!



COLORING PAGE

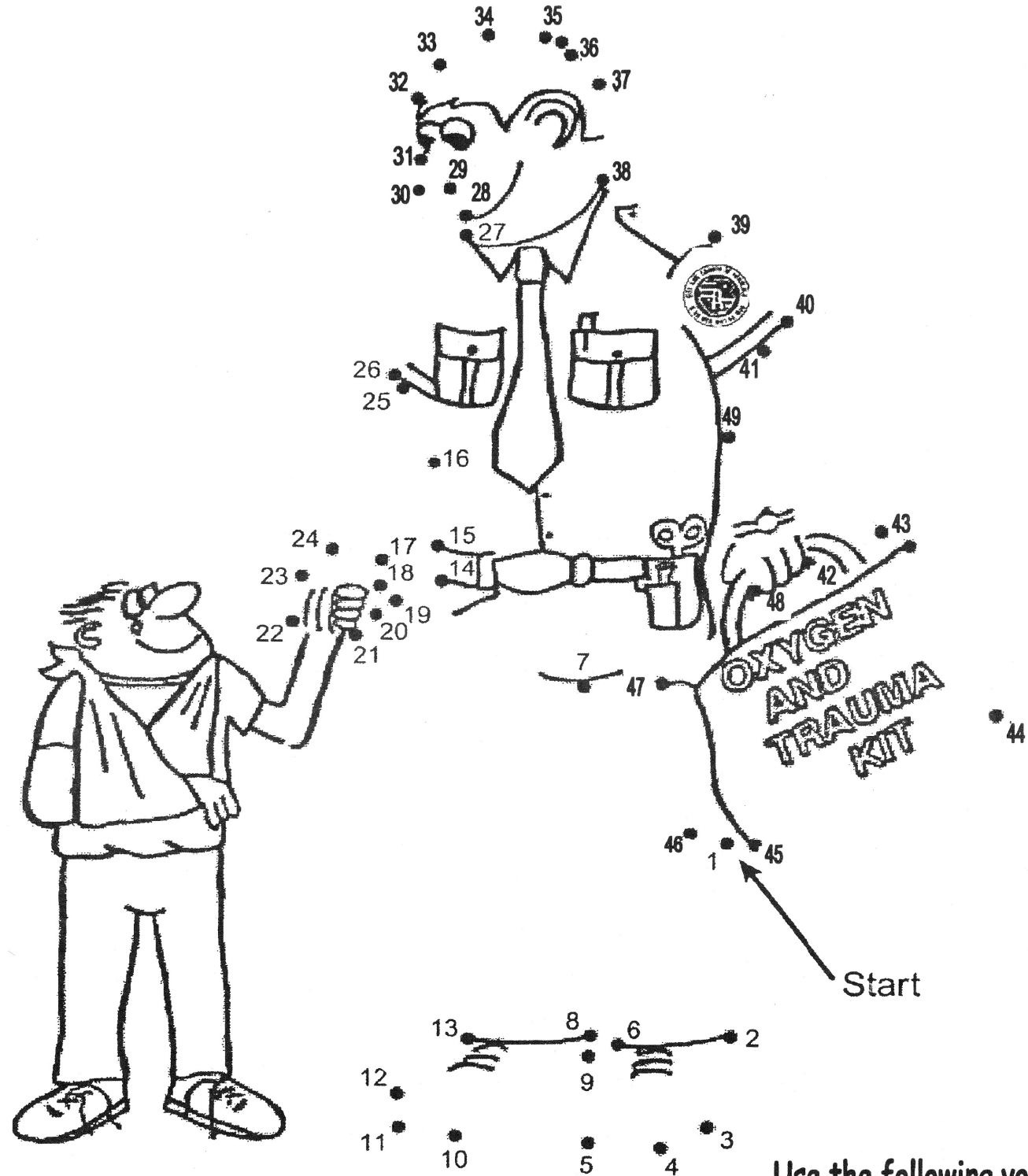


MEET ANDY AMBULANCE!



# Who is there when you need help?

Connect the dots and find out



Use the following vowels  
to figure out who our new friend is.

Then color him in!

A E I O U

P \_ \_ r \_ \_ m \_ \_ d \_ \_ c

DRAW ANDY

## Don't Stall . . . Call 9-1-1

### What to expect when you call for an ambulance

Fill in the blanks on this script to help you prepare for calling 9-1-1!

(What would you say if your mom, dad, brother, or sister was hurt?)

EMS Dispatcher: 9-1-1 EMS, what's the address of the emergency?

You: \_\_\_\_\_

EMS Dispatcher: What's the phone number you're calling from?

You: \_\_\_\_\_

EMS Dispatcher: What's the problem? Tell me exactly what happened?

You: \_\_\_\_\_

EMS Dispatcher: Are you with the patient now?

You: \_\_\_\_\_

EMS Dispatcher: How many (other) people are hurt (sick)?

You: \_\_\_\_\_

EMS Dispatcher: How old is the person? (Unsure) Tell me approximately, then.

You: \_\_\_\_\_

EMS Dispatcher: Is the person awake?


You: \_\_\_\_\_

EMS Dispatcher: Is the person breathing?

You: \_\_\_\_\_

Operator:

I'm sending the paramedics to help you now. Stay on the line and I'll tell you exactly what to do next.



# Andy

Wants you to play safe and be safe,  
so follow these safety rules at all times!

Unscramble the first word of each rule to read them all.

KOLO 1. \_\_\_\_\_ all ways before you cross the street. Use cross-overs.

RVENE 2. \_\_\_\_\_ play near parked cars.

ERDI 3. \_\_\_\_\_ your bike safely. Obey signs and signals. Wear a bicycle helmet.

YLPA 4. \_\_\_\_\_ games in a safe place away from traffic.

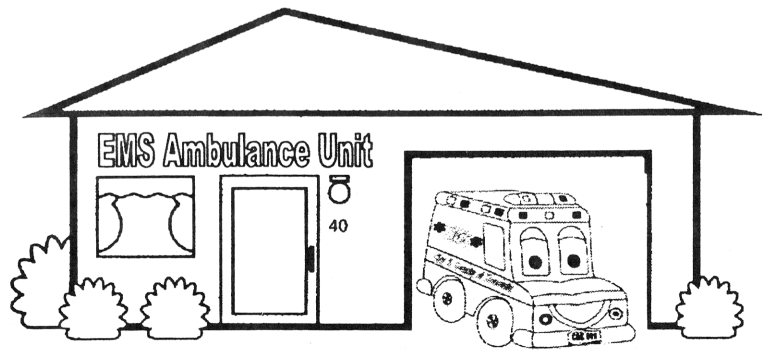
KWLA 5. \_\_\_\_\_ when you leave the curb. Look all ways before you cross.

EHERW 6. \_\_\_\_\_ there are no sidewalks, walk on the left facing traffic.

RWAE 7. \_\_\_\_\_ your seat belt at all times when riding in the car. Ask others to buckle up.

Andy also says,

"Playing in the street is dangerous!  
Remember to be careful and look  
both ways when crossing!"





Help Andy  
find his way  
to your home.

Know your address and phone number.

My Address is: \_\_\_\_\_


My Phone Number is: \_\_\_\_\_



Hey kids! Thanks for helping me find my way to your home! It's good to memorize your address, but remember you should never tell a stranger!! Be safe!

# HOT AND COLD


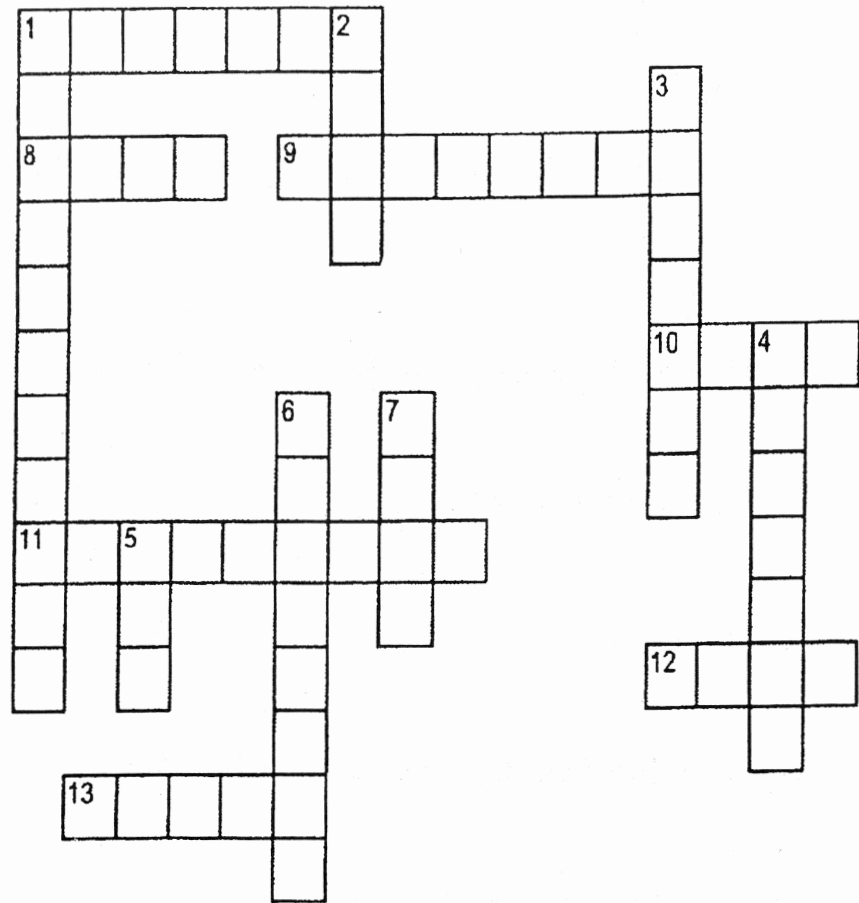
There are many objects in your home that are very hot or very cold. Very hot objects could burn your skin very badly. Color the objects below that are hot with red, orange, or yellow, color cold objects with green, blue, or purple. Draw other objects that are hot or cold found in your house in the box below.



COLD	HOT

Remember to be safe and don't play with any thing that could BURN you.





Use the following words to fill in the blanks to help learn what to do when you dial 911.

ADDRESS	INSTRUCTIONS	911
PHONE	ANSWER	EMERGENCY NAME

FIRST YOU DIAL \_\_\_\_\_. THEN WAIT FOR  
 AN \_\_\_\_\_. GIVE YOUR \_\_\_\_\_  
 AND \_\_\_\_\_.  
 TELL WHERE THE \_\_\_\_\_ IS.  
 STAY ON THE \_\_\_\_\_ AND  
 WAIT FOR \_\_\_\_\_.


ACROSS

- Check to see if the \_\_\_\_\_ person is breathing.
- If you think a bone is broken do not \_\_\_\_\_ the injured person.
- Stop bleeding by applying \_\_\_\_\_.
- To ease pain, and keep a burn where the skin is just red from spreading, treat with \_\_\_\_\_ water.
- The telephone number to call in an \_\_\_\_\_ for help is 911.
- Treat skin with frost-bite slowly by warming with your \_\_\_\_\_ or placing under your armpit.
- Always cover a wound with \_\_\_\_\_ material to prevent infection.

DOWN

- If a burn has broken or blistered skin, send for help \_\_\_\_\_.
- Clean a minor wound to remove \_\_\_\_\_.
- Look for a \_\_\_\_\_ alert bracelet on a patient.
- Treat a nose bleed by pinching the nostrils and \_\_\_\_\_ the head forward.
- Do not rub an \_\_\_\_\_ that has something in it.
- Use ice or cold water on a bruise to ease pain and reduce \_\_\_\_\_.
- Do not move a patient who may have hurt their neck or \_\_\_\_\_.

BACK	DIRT	HAND	LEANING	
CLEAN	EMERGENCY	IMMEDIATELY	MEDICAL	PRESSURE
COLD	EYE	INJURED	MOVE	SWELLING



Remember kids...  
 9-1-1 is not a game!  
 Call only when it's a  
 real emergency!

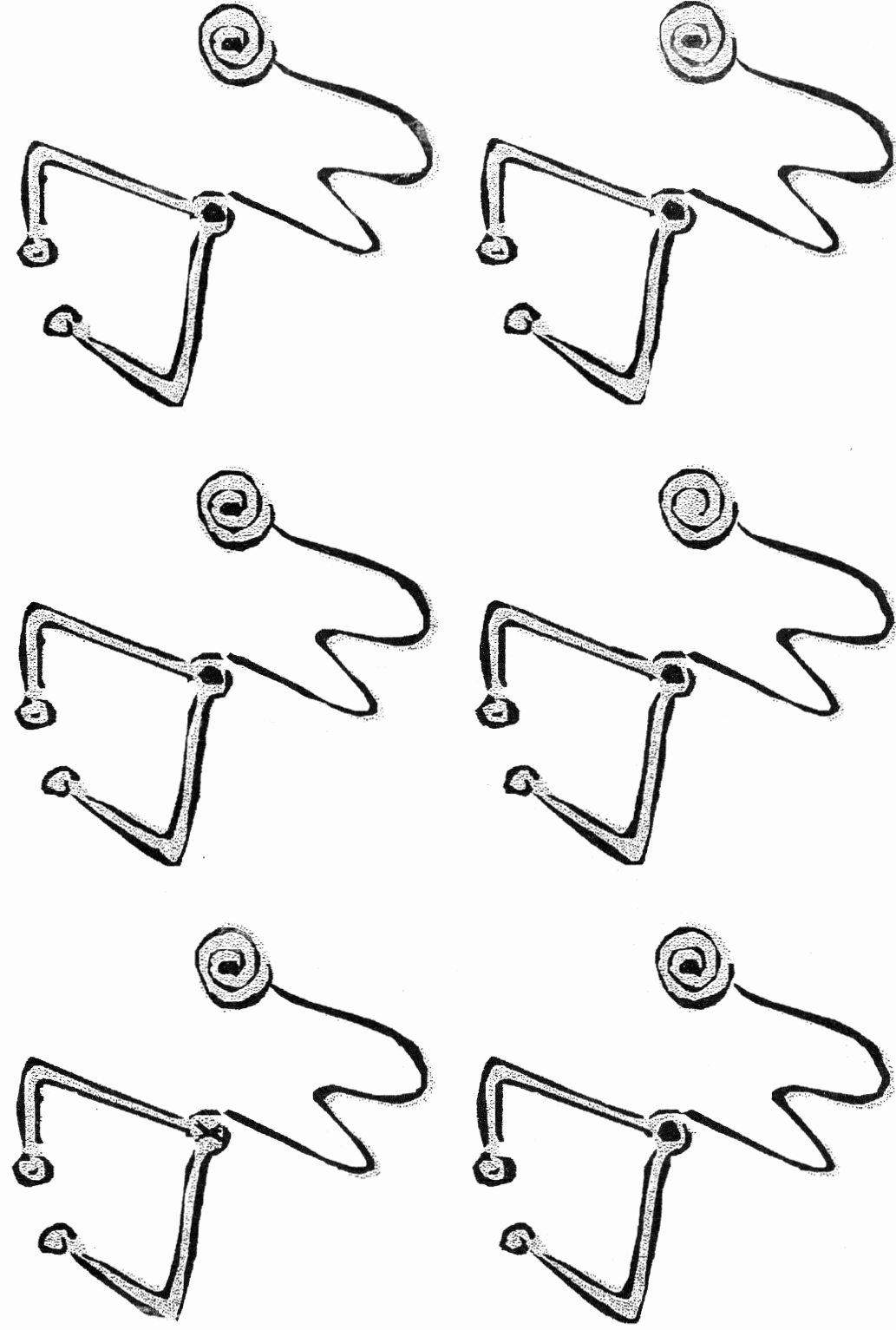


Do you know what these are called?


Starting with the first letter, cross out every two letters to reveal the answer.

V S T C E T B H A D S C R O P K E

Answer: \_\_\_\_\_



Can you find the two that are different from the others?



- Airway
- Andy
- Ambulance
- BP Cuff
- CPR
- Defibrillator
- Emergency
- Emerg Lights
- Examination
- First Aid
- Lungs
- Oxygen
- Play Safe
- Pull Right
- Say No To Drugs
- Siren
- Stethoscope
- Ventilation

# ANDY SAYS

Find and circle all the letters in the words listed. They may be written vertically, horizontally, diagonally, backwards or frontwards. Write the letters not circled in the spaces at the bottom of the page to find **Andy's Special Message**.

D	T	Y	C	N	E	G	R	E	M	E	N	H
S	E	E	A	M	B	N	E	G	Y	X	O	U
G	E	F	A	S	Y	A	L	P	L	L	I	A
U	N	C	I	E	Y	D	N	A	O	U	T	D
R	F	F	I	B	P	C	U	F	F	N	A	I
D	P	U	L	L	R	I	G	H	T	G	L	A
O	C	E	N	E	R	I	S	R	S	S	I	T
T	A	E	M	E	R	G	L	I	G	H	T	S
O	R	E	C	P	R	Y	O	L	U	R	N	R
N	N	O	I	T	A	N	I	M	A	X	E	I
Y	A	W	R	I	A	F	R	I	E	T	V	F
A	E	C	N	A	L	U	B	M	A	N	O	D
S	T	E	T	H	O	S	C	O	P	E	S	R

Special Message:

\_\_\_\_\_

\_\_\_\_\_

!!